

CONTROLLER ASSEMBLIES

HUNTER® ICC2 CONTROLLER ASSEMBLY

The Imperial Controller Assembly (ICA) is built with the highest quality standards using UL Listed stainless steel enclosures to provide simple and efficient installations in the field. All Assemblies include a pre-installed controller(s), 120VAC receptacles, terminal boards for wiring and mounting instructions. The Imperial Assemblies wiring harness is wired through the rear giving it a clean look.

As pre-assembled and pre-wired for convenience, the installer is responsible for setting the enclosure base (or Mounting Pad), installing conduits, wiring the 120VAC electrical to the receptacle, and connecting the valve wires to the terminal board. Optional flow, rain, and other sensing devices may also be connected to the terminal board.

Mounting bases (#MP) are ideal way to further reduce installation time by eliminating the need to a pour concrete base. All Imperial Assemblies include a limited 5 year warranty.



SPECIFICATIONS


The Imperial Controller Assembly shall include a UL Listed stainless steel vandal resistant enclosure with a removable backboard, 120VAC outlet receptacle, and terminal wire board with Remote Receiver Connector (RRC).

The electrical junction box shall include an on/off power switch and duplex receptacle with ground fault interrupt circuit.

The terminal wiring board shall be pre-mounted and wired through the rear side of the backboard and shall include screw-less cage-type terminal block connections including up to two slots per terminal and may accept 12 or 14 gauge AWG wires. The terminal board shall also include a reset-able fuse and sensor bypass switch.

The terminal board(s) shall have a maximum of forty eight (48) valve station locations including additional terminals for up to four (4) common wires, master valve(s), two (2) rain sensor terminals, pump start, flow sensor, and two-wire communication cables.

STRONG BOX ENCLOSURE TYPES



FRONT ENTRY

SIDE BY SIDE

DOUBLE WIDE

METER CONTROLLER

LITE CONTROLLER

TOP ENTRY

MOUNTING PAD

HUNTER® ICC2 CONTROLLER ASSEMBLY PART NUMBERING GUIDE

Imperial Controller Assembly Part Number

ICAX-HU1-XX+XX/Options

ICAX- Specify Strong Box Stainless Steel Enclosure Type

FRONT ENTRY

1=	18"W x 36"H x 12"D	SB18-SS PEDESTAL
2=	18"W x 36"H x 24"D	SB18D-SS PEDESTAL
3=	24"W x 36"H x 12"D	SB24-SS PEDESTAL
4=	24"W x 36"H x 24"D	SB24D-SS PEDESTAL
8=	36"W x 36"H x 12"D	SB36-SS PEDESTAL

ELECTRIC METER/ CONTROLLER ENCLOSURE

5A=	18"W x 52"H x 20"D + 18"W x 52"H	SB-1852SS PEDESTAL	(100/100 AMP – 1 PH)
5B=	18"W x 52"H x 20"D + 18"W x 52"H	SB-1852SS PEDESTAL	(100/150 AMP – 1 PH)
5C=	18"W x 52"H x 20"D + 18"W x 52"H	SB-1852SS PEDESTAL	(100/200 AMP – 1 PH)
5D=	18"W x 52"H x 20"D + 18"W x 52"H	SB-1852SS PEDESTAL	(100/100 AMP – 3 PH)
5E=	18"W x 52"H x 20"D + 18"W x 52"H	SB-1852SS PEDESTAL	(200/200 AMP – 3 PH)

TOP ENTRY ENCLOSURES

6=	16"W x 38"H x 15.5"D	SB-16SS PEDESTAL
7=	24"W x 38"H x 17"D	SB-22SS PEDESTAL

WALL MOUNT ENCLOSURES AND BACKBOARDS

10=	16"W x 32"H	BACKBOARD – WALL MOUNT
11=	22"W x 32"H	BACKBOARD – WALL MOUNT
16=	18"W x 36"H x 12"D	SB-18SSW WALL MOUNT ENCLOSURE
17=	24"W x 36"H x 12"D	SB-24SSW WALL MOUNT ENCLOSURE

LITE DUTY ENCLOSURES

12=	16.75"W x 30"H x 8.25"D	LD-16SW WALL MOUNT
13=	16.75"W x 30"H x 8.25"D	LD-16SSW PEDESTAL
15=	17 1/2"W x 34 1/2"H x 11 1/2"D	LD-16 TOP ENTRY PEDESTAL

ICAX-HU1-XX+XX/Options

HU1	CONTROLLER MANUFACTURER HU = Hunter
HU1	CONTROLLER TYPE/COMMUNICATION 1 = ICC2 2 = ACC2 3 = ACC 4 = ACC2 Decoder 5 = ACC-99D Decoder 6 = I Core-M 7 = I Core-PI 8 = DUAL-M 9 = DUAL-PL
XX	CONTROLLER #1 STATION QUANTITY (8-54)
+XX	CONTROLLER #2 STATION QUANTITY (8-54)
/OPTIONS	CONTROLLER OPTIONS (See Options Section for available options)

CONTROLLER ASSEMBLIES

HUNTER® ACC2 CONTROLLER ASSEMBLY

The Imperial Controller Assembly (ICA) is built with the highest quality standards using UL Listed stainless steel enclosures to provide simple and efficient installations in the field. All Assemblies include a pre-installed controller(s), 120VAC receptacles, terminal boards for wiring and mounting instructions. The Imperial Assemblies wiring harness is wired through the rear giving it a clean look.

As pre-assembled and pre-wired for convenience, the installer is responsible for setting the enclosure base (or Mounting Pad), installing conduits, wiring the 120VAC electrical to the receptacle, and connecting the valve wires to the terminal board. Optional flow, rain, and other sensing devices may also be connected to the terminal board.

Mounting bases (#MP) are ideal way to further reduce installation time by eliminating the need to a pour concrete base. All Imperial Assemblies include a limited 5 year warranty.



SPECIFICATIONS


The Imperial Controller Assembly shall include a UL Listed stainless steel vandal resistant enclosure with a removable backboard, 120VAC outlet receptacle, and terminal wire board with Remote Receiver Connector (RRC).

The electrical junction box shall include an on/off power switch and duplex receptacle with ground fault interrupt circuit.

The terminal wiring board shall be pre-mounted and wired through the rear side of the backboard and shall include screw-less cage-type terminal block connections including up to two slots per terminal and may accept 12 or 14 gauge AWG wires. The terminal board shall also include a reset-able fuse and sensor bypass switch.

The terminal board(s) shall have a maximum of forty eight (48) valve station locations including additional terminals for up to four (4) common wires, master valve(s), two (2) rain sensor terminals, pump start, flow sensor, and two-wire communication cables.

STRONG BOX ENCLOSURE TYPES



FRONT ENTRY

SIDE BY SIDE

DOUBLE WIDE

METER CONTROLLER

LITE CONTROLLER

TOP ENTRY

MOUNTING PAD

HUNTER® ACC2 CONTROLLER ASSEMBLY PART NUMBERING GUIDE

Imperial Controller Assembly Part Number

ICAX-HU2-XX+XX/Options

ICAX- Specify Strong Box Stainless Steel Enclosure Type

FRONT ENTRY

1=	18"W x 36"H x 12"D	SB18-SS PEDESTAL
2=	18"W x 36"H x 24"D	SB18D-SS PEDESTAL
3=	24"W x 36"H x 12"D	SB24-SS PEDESTAL
4=	24"W x 36"H x 24"D	SB24D-SS PEDESTAL
8=	36"W x 36"H x 12"D	SB36-SS PEDESTAL

ELECTRIC METER/ CONTROLLER ENCLOSURE

5A=	18"W x 52"H x 20"D + 18"W x 52"H	SB-1852SS PEDESTAL	(100/100 AMP – 1 PH)
5B=	18"W x 52"H x 20"D + 18"W x 52"H	SB-1852SS PEDESTAL	(100/150 AMP – 1 PH)
5C=	18"W x 52"H x 20"D + 18"W x 52"H	SB-1852SS PEDESTAL	(100/200 AMP – 1 PH)
5D=	18"W x 52"H x 20"D + 18"W x 52"H	SB-1852SS PEDESTAL	(100/100 AMP – 3 PH)
5E=	18"W x 52"H x 20"D + 18"W x 52"H	SB-1852SS PEDESTAL	(200/200 AMP – 3 PH)

TOP ENTRY ENCLOSURES

6=	16"W x 38"H x 15.5"D	SB-16SS PEDESTAL
7=	24"W x 38"H x 17"D	SB-22SS PEDESTAL

WALL MOUNT ENCLOSURES AND BACKBOARDS

10=	16"W x 32"H	BACKBOARD – WALL MOUNT
11=	22"W x 32"H	BACKBOARD – WALL MOUNT
16=	18"W x 36"H x 12"D	SB-18SSW WALL MOUNT ENCLOSURE
17=	24"W x 36"H x 12"D	SB-24SSW WALL MOUNT ENCLOSURE

LITE DUTY ENCLOSURES

12=	16.75"W x 30"H x 8.25"D	LD-16SW WALL MOUNT
13=	16.75"W x 30"H x 8.25"D	LD-16SSW PEDESTAL
15=	17 1/2"W x 34 1/2"H x 11 1/2"D	LD-16 TOP ENTRY PEDESTAL

ICAX-HU2-XX+XX/Options

HU2	CONTROLLER MANUFACTURER HU = Hunter
HU2	CONTROLLER TYPE/COMMUNICATION 1 = ICC2 2 = ACC2 3 = ACC 4 = ACC2 Decoder 5 = ACC-99D Decoder 6 = I Core-M 7 = I Core-PI 8 = DUAL-M 9 = DUAL-PL
XX	CONTROLLER #1 STATION QUANTITY (12-54)
+XX	CONTROLLER #2 STATION QUANTITY (12-54)
/OPTIONS	CONTROLLER OPTIONS (See Options Section for available options)

CONTROLLER ASSEMBLIES

HUNTER® ACC2 DECODER CONTROLLER ASSEMBLY

The Imperial Controller Assembly (ICA) is built with the highest quality standards using UL Listed stainless steel enclosures to provide simple and efficient installations in the field. All Assemblies include a pre-installed controller(s), 120VAC receptacles, terminal boards for wiring and mounting instructions. The Imperial Assemblies wiring harness is wired through the rear giving it a clean look.

As pre-assembled and pre-wired for convenience, the installer is responsible for setting the enclosure base (or Mounting Pad), installing conduits, wiring the 120VAC electrical to the receptacle, and connecting the valve wires to the terminal board. Optional flow, rain, and other sensing devices may also be connected to the terminal board.

Mounting bases (#MP) are ideal way to further reduce installation time by eliminating the need to a pour concrete base. All Imperial Assemblies include a limited 5 year warranty.



SPECIFICATIONS


The Imperial Controller Assembly shall include a UL Listed stainless steel vandal resistant enclosure with a removable backboard, 120VAC outlet receptacle, and terminal wire board with Remote Receiver Connector (RRC).

The electrical junction box shall include an on/off power switch and duplex receptacle with ground fault interrupt circuit.

The terminal wiring board shall be pre-mounted and wired through the rear side of the backboard and shall include screw-less cage-type terminal block connections including up to two slots per terminal and may accept 12 or 14 gauge AWG wires. The terminal board shall also include a reset-able fuse and sensor bypass switch.

The terminal board(s) shall have a maximum of forty eight (48) valve station locations including additional terminals for up to four (4) common wires, master valve(s), two (2) rain sensor terminals, pump start, flow sensor, and two-wire communication cables.

STRONG BOX ENCLOSURE TYPES



FRONT ENTRY

SIDE BY SIDE

DOUBLE WIDE

METER CONTROLLER

LITE CONTROLLER

TOP ENTRY

MOUNTING PAD

HUNTER® ACC2 DECODER CONTROLLER ASSEMBLY PART NUMBERING GUIDE

Imperial Controller Assembly Part Number

ICAX-HU4-XX+XX/Options

ICAX- Specify Strong Box Stainless Steel Enclosure Type

FRONT ENTRY

1=	18"W x 36"H x 12"D	SB18-SS PEDESTAL
2=	18"W x 36"H x 24"D	SB18D-SS PEDESTAL
3=	24"W x 36"H x 12"D	SB24-SS PEDESTAL
4=	24"W x 36"H x 24"D	SB24D-SS PEDESTAL
8=	36"W x 36"H x 12"D	SB36-SS PEDESTAL

ELECTRIC METER/ CONTROLLER ENCLOSURE

5A=	18"W x 52"H x 20"D + 18"W x 52"H	SB-1852SS PEDESTAL	(100/100 AMP – 1 PH)
5B=	18"W x 52"H x 20"D + 18"W x 52"H	SB-1852SS PEDESTAL	(100/150 AMP – 1 PH)
5C=	18"W x 52"H x 20"D + 18"W x 52"H	SB-1852SS PEDESTAL	(100/200 AMP – 1 PH)
5D=	18"W x 52"H x 20"D + 18"W x 52"H	SB-1852SS PEDESTAL	(100/100 AMP – 3 PH)
5E=	18"W x 52"H x 20"D + 18"W x 52"H	SB-1852SS PEDESTAL	(200/200 AMP – 3 PH)

TOP ENTRY ENCLOSURES

6=	16"W x 38"H x 15.5"D	SB-16SS PEDESTAL
7=	24"W x 38"H x 17"D	SB-22SS PEDESTAL

WALL MOUNT ENCLOSURES AND BACKBOARDS

10=	16"W x 32"H	BACKBOARD – WALL MOUNT
11=	22"W x 32"H	BACKBOARD – WALL MOUNT
16=	18"W x 36"H x 12"D	SB-18SSW WALL MOUNT ENCLOSURE
17=	24"W x 36"H x 12"D	SB-24SSW WALL MOUNT ENCLOSURE

LITE DUTY ENCLOSURES

12=	16.75"W x 30"H x 8.25"D	LD-16SW WALL MOUNT
13=	16.75"W x 30"H x 8.25"D	LD-16SSW PEDESTAL
15=	17 1/2"W x 34 1/2"H x 11 1/2"D	LD-16 TOP ENTRY PEDESTAL

ICAX-HU4-XX+XX/Options

HU4	CONTROLLER MANUFACTURER HU = Hunter
HU4	CONTROLLER TYPE/COMMUNICATION 1 = ICC2 2 = ACC2 3 = ACC 4 = ACC2 Decoder 5 = ACC-99D Decoder 6 = I Core-M 7 = I Core-PI 8 = DUAL-M 9 = DUAL-PL
XX	CONTROLLER #1 STATION QUANTITY (Up to 225)
+XX	CONTROLLER #2 STATION QUANTITY (Up to 225)
/OPTIONS	CONTROLLER OPTIONS (See Options Section for available options)

CONTROLLER ASSEMBLIES

HUNTER® ACC CONTROLLER ASSEMBLY

The Imperial Controller Assembly (ICA) is built with the highest quality standards using UL Listed stainless steel enclosures to provide simple and efficient installations in the field. All Assemblies include a pre-installed controller(s), 120VAC receptacles, terminal boards for wiring and mounting instructions. The Imperial Assemblies wiring harness is wired through the rear giving it a clean look.

As pre-assembled and pre-wired for convenience, the installer is responsible for setting the enclosure base (or Mounting Pad), installing conduits, wiring the 120VAC electrical to the receptacle, and connecting the valve wires to the terminal board. Optional flow, rain, and other sensing devices may also be connected to the terminal board.

Mounting bases (#MP) are ideal way to further reduce installation time by eliminating the need to a pour concrete base. All Imperial Assemblies include a limited 5 year warranty.



SPECIFICATIONS


The Imperial Controller Assembly shall include a UL Listed stainless steel vandal resistant enclosure with a removable backboard, 120VAC outlet receptacle, and terminal wire board with Remote Receiver Connector (RRC).

The electrical junction box shall include an on/off power switch and duplex receptacle with ground fault interrupt circuit.

The terminal wiring board shall be pre-mounted and wired through the rear side of the backboard and shall include screw-less cage-type terminal block connections including up to two slots per terminal and may accept 12 or 14 gauge AWG wires. The terminal board shall also include a reset-able fuse and sensor bypass switch.

The terminal board(s) shall have a maximum of forty eight (48) valve station locations including additional terminals for up to four (4) common wires, master valve(s), two (2) rain sensor terminals, pump start, flow sensor, and two-wire communication cables.

STRONG BOX ENCLOSURE TYPES



FRONT ENTRY

SIDE BY SIDE

DOUBLE WIDE

METER CONTROLLER

LITE CONTROLLER

TOP ENTRY

MOUNTING PAD

HUNTER® ACC2 DECODER CONTROLLER ASSEMBLY PART NUMBERING GUIDE

Imperial Controller Assembly Part Number

ICAX-HU3-XX+XX/Options

ICAX- Specify Strong Box Stainless Steel Enclosure Type

FRONT ENTRY

1=	18"W x 36"H x 12"D	SB18-SS PEDESTAL
2=	18"W x 36"H x 24"D	SB18D-SS PEDESTAL
3=	24"W x 36"H x 12"D	SB24-SS PEDESTAL
4=	24"W x 36"H x 24"D	SB24D-SS PEDESTAL
8=	36"W x 36"H x 12"D	SB36-SS PEDESTAL

ELECTRIC METER/ CONTROLLER ENCLOSURE

5A=	18"W x 52"H x 20"D + 18"W x 52"H	SB-1852SS PEDESTAL	(100/100 AMP – 1 PH)
5B=	18"W x 52"H x 20"D + 18"W x 52"H	SB-1852SS PEDESTAL	(100/150 AMP – 1 PH)
5C=	18"W x 52"H x 20"D + 18"W x 52"H	SB-1852SS PEDESTAL	(100/200 AMP – 1 PH)
5D=	18"W x 52"H x 20"D + 18"W x 52"H	SB-1852SS PEDESTAL	(100/100 AMP – 3 PH)
5E=	18"W x 52"H x 20"D + 18"W x 52"H	SB-1852SS PEDESTAL	(200/200 AMP – 3 PH)

TOP ENTRY ENCLOSURES

6=	16"W x 38"H x 15.5"D	SB-16SS PEDESTAL
7=	24"W x 38"H x 17"D	SB-22SS PEDESTAL

WALL MOUNT ENCLOSURES AND BACKBOARDS

10=	16"W x 32"H	BACKBOARD – WALL MOUNT
11=	22"W x 32"H	BACKBOARD – WALL MOUNT
16=	18"W x 36"H x 12"D	SB-18SSW WALL MOUNT ENCLOSURE
17=	24"W x 36"H x 12"D	SB-24SSW WALL MOUNT ENCLOSURE

LITE DUTY ENCLOSURES

12=	16.75"W x 30"H x 8.25"D	LD-16SW WALL MOUNT
13=	16.75"W x 30"H x 8.25"D	LD-16SSW PEDESTAL
15=	17 1/2"W x 34 1/2"H x 11 1/2"D	LD-16 TOP ENTRY PEDESTAL

ICAX-HU3-XX+XX/Options

HU3	CONTROLLER MANUFACTURER HU = Hunter
HU3	CONTROLLER TYPE/COMMUNICATION 1 = ICC2 2 = ACC2 3 = ACC 4 = ACC2 Decoder 5 = ACC-99D Decoder 6 = I Core-M 7 = I Core-PI 8 = DUAL-M 9 = DUAL-PL
XX	CONTROLLER #1 STATION QUANTITY (12-42)
+XX	CONTROLLER #2 STATION QUANTITY (12-42)
/OPTIONS	CONTROLLER OPTIONS (See Options Section for available options)

CONTROLLER ASSEMBLIES

HUNTER® ACC99D DECODER CONTROLLER ASSEMBLY

The Imperial Controller Assembly (ICA) is built with the highest quality standards using UL Listed stainless steel enclosures to provide simple and efficient installations in the field. All Assemblies include a pre-installed controller(s), 120VAC receptacles, terminal boards for wiring and mounting instructions. The Imperial Assemblies wiring harness is wired through the rear giving it a clean look.

As pre-assembled and pre-wired for convenience, the installer is responsible for setting the enclosure base (or Mounting Pad), installing conduits, wiring the 120VAC electrical to the receptacle, and connecting the valve wires to the terminal board. Optional flow, rain, and other sensing devices may also be connected to the terminal board.

Mounting bases (#MP) are ideal way to further reduce installation time by eliminating the need to a pour concrete base. All Imperial Assemblies include a limited 5 year warranty.



SPECIFICATIONS


The Imperial Controller Assembly shall include a UL Listed stainless steel vandal resistant enclosure with a removable backboard, 120VAC outlet receptacle, and terminal wire board with Remote Receiver Connector (RRC).

The electrical junction box shall include an on/off power switch and duplex receptacle with ground fault interrupt circuit.

The terminal wiring board shall be pre-mounted and wired through the rear side of the backboard and shall include screw-less cage-type terminal block connections including up to two slots per terminal and may accept 12 or 14 gauge AWG wires. The terminal board shall also include a reset-able fuse and sensor bypass switch.

The terminal board(s) shall have a maximum of forty eight (48) valve station locations including additional terminals for up to four (4) common wires, master valve(s), two (2) rain sensor terminals, pump start, flow sensor, and two-wire communication cables.

STRONG BOX ENCLOSURE TYPES



FRONT ENTRY

SIDE BY SIDE

DOUBLE WIDE

METER CONTROLLER

LITE CONTROLLER

TOP ENTRY

MOUNTING PAD

HUNTER® ACC99D DECODER CONTROLLER ASSEMBLY PART NUMBERING GUIDE

Imperial Controller Assembly Part Number

ICAX-HU5-XX+XX/Options

ICAX- Specify Strong Box Stainless Steel Enclosure Type

FRONT ENTRY

1=	18"W x 36"H x 12"D	SB18-SS PEDESTAL
2=	18"W x 36"H x 24"D	SB18D-SS PEDESTAL
3=	24"W x 36"H x 12"D	SB24-SS PEDESTAL
4=	24"W x 36"H x 24"D	SB24D-SS PEDESTAL
8=	36"W x 36"H x 12"D	SB36-SS PEDESTAL

ELECTRIC METER/ CONTROLLER ENCLOSURE

5A=	18"W x 52"H x 20"D + 18"W x 52"H	SB-1852SS PEDESTAL	(100/100 AMP – 1 PH)
5B=	18"W x 52"H x 20"D + 18"W x 52"H	SB-1852SS PEDESTAL	(100/150 AMP – 1 PH)
5C=	18"W x 52"H x 20"D + 18"W x 52"H	SB-1852SS PEDESTAL	(100/200 AMP – 1 PH)
5D=	18"W x 52"H x 20"D + 18"W x 52"H	SB-1852SS PEDESTAL	(100/100 AMP – 3 PH)
5E=	18"W x 52"H x 20"D + 18"W x 52"H	SB-1852SS PEDESTAL	(200/200 AMP – 3 PH)

TOP ENTRY ENCLOSURES

6=	16"W x 38"H x 15.5"D	SB-16SS PEDESTAL
7=	24"W x 38"H x 17"D	SB-22SS PEDESTAL

WALL MOUNT ENCLOSURES AND BACKBOARDS

10=	16"W x 32"H	BACKBOARD – WALL MOUNT
11=	22"W x 32"H	BACKBOARD – WALL MOUNT
16=	18"W x 36"H x 12"D	SB-18SSW WALL MOUNT ENCLOSURE
17=	24"W x 36"H x 12"D	SB-24SSW WALL MOUNT ENCLOSURE

LITE DUTY ENCLOSURES

12=	16.75"W x 30"H x 8.25"D	LD-16SW WALL MOUNT
13=	16.75"W x 30"H x 8.25"D	LD-16SSW PEDESTAL
15=	17 1/2"W x 34 1/2"H x 11 1/2"D	LD-16 TOP ENTRY PEDESTAL

ICAX-HU5-XX+XX/Options

HU5	CONTROLLER MANUFACTURER HU = Hunter
HU5	CONTROLLER TYPE/COMMUNICATION 1 = ICC2 2 = ACC2 3 = ACC_ 4 = ACC2 Decoder 5 = ACC-99D Decoder 6 = I Core-M 7 = I Core-PI 8 = DUAL-M 9 = DUAL-PL
XX	CONTROLLER #1 STATION QUANTITY (99)
+XX	CONTROLLER #2 STATION QUANTITY (99)
/OPTIONS	CONTROLLER OPTIONS (See Options Section for available options)

CONTROLLER ASSEMBLIES

HUNTER® ICORE (Metal) CONTROLLER ASSEMBLY

The Imperial Controller Assembly (ICA) is built with the highest quality standards using UL Listed stainless steel enclosures to provide simple and efficient installations in the field. All Assemblies include a pre-installed controller(s), 120VAC receptacles, terminal boards for wiring and mounting instructions. The Imperial Assemblies wiring harness is wired through the rear giving it a clean look.

As pre-assembled and pre-wired for convenience, the installer is responsible for setting the enclosure base (or Mounting Pad), installing conduits, wiring the 120VAC electrical to the receptacle, and connecting the valve wires to the terminal board. Optional flow, rain, and other sensing devices may also be connected to the terminal board.

Mounting bases (#MP) are ideal way to further reduce installation time by eliminating the need to a pour concrete base. All Imperial Assemblies include a limited 5 year warranty.



SPECIFICATIONS


The Imperial Controller Assembly shall include a UL Listed stainless steel vandal resistant enclosure with a removable backboard, 120VAC outlet receptacle, and terminal wire board with Remote Receiver Connector (RRC).

The electrical junction box shall include an on/off power switch and duplex receptacle with ground fault interrupt circuit.

The terminal wiring board shall be pre-mounted and wired through the rear side of the backboard and shall include screw-less cage-type terminal block connections including up to two slots per terminal and may accept 12 or 14 gauge AWG wires. The terminal board shall also include a reset-able fuse and sensor bypass switch.

The terminal board(s) shall have a maximum of forty eight (48) valve station locations including additional terminals for up to four (4) common wires, master valve(s), two (2) rain sensor terminals, pump start, flow sensor, and two-wire communication cables.

STRONG BOX ENCLOSURE TYPES



FRONT ENTRY

SIDE BY SIDE

DOUBLE WIDE

METER CONTROLLER

LITE CONTROLLER

TOP ENTRY

MOUNTING PAD

HUNTER® ICORE (Metal) CONTROLLER ASSEMBLY PART NUMBERING GUIDE

Imperial Controller Assembly Part Number

ICAX-HU6-XX+XX/Options

ICAX- Specify Strong Box Stainless Steel Enclosure Type

FRONT ENTRY

1=	18"W x 36"H x 12"D	SB18-SS PEDESTAL
2=	18"W x 36"H x 24"D	SB18D-SS PEDESTAL
3=	24"W x 36"H x 12"D	SB24-SS PEDESTAL
4=	24"W x 36"H x 24"D	SB24D-SS PEDESTAL
8=	36"W x 36"H x 12"D	SB36-SS PEDESTAL

ELECTRIC METER/ CONTROLLER ENCLOSURE

5A=	18"W x 52"H x 20"D + 18"W x 52"H	SB-1852SS PEDESTAL	(100/100 AMP – 1 PH)
5B=	18"W x 52"H x 20"D + 18"W x 52"H	SB-1852SS PEDESTAL	(100/150 AMP – 1 PH)
5C=	18"W x 52"H x 20"D + 18"W x 52"H	SB-1852SS PEDESTAL	(100/200 AMP – 1 PH)
5D=	18"W x 52"H x 20"D + 18"W x 52"H	SB-1852SS PEDESTAL	(100/100 AMP – 3 PH)
5E=	18"W x 52"H x 20"D + 18"W x 52"H	SB-1852SS PEDESTAL	(200/200 AMP – 3 PH)

TOP ENTRY ENCLOSURES

6=	16"W x 38"H x 15.5"D	SB-16SS PEDESTAL
7=	24"W x 38"H x 17"D	SB-22SS PEDESTAL

WALL MOUNT ENCLOSURES AND BACKBOARDS

10=	16"W x 32"H	BACKBOARD – WALL MOUNT
11=	22"W x 32"H	BACKBOARD – WALL MOUNT
16=	18"W x 36"H x 12"D	SB-18SSW WALL MOUNT ENCLOSURE
17=	24"W x 36"H x 12"D	SB-24SSW WALL MOUNT ENCLOSURE

LITE DUTY ENCLOSURES

12=	16.75"W x 30"H x 8.25"D	LD-16SW WALL MOUNT
13=	16.75"W x 30"H x 8.25"D	LD-16SSW PEDESTAL
15=	17 1/2"W x 34 1/2"H x 11 1/2"D	LD-16 TOP ENTRY PEDESTAL

ICAX-HU6-XX+XX/Options

HU6	CONTROLLER MANUFACTURER HU = Hunter
HU6	CONTROLLER TYPE/COMMUNICATION 1 = ICC2 2 = ACC2 3 = ACC_ 4 = ACC2 Decoder 5 = ACC-99D Decoder 6 = I Core-M 7 = I Core-PI 8 = DUAL-M 9 = DUAL-PL
XX	CONTROLLER #1 STATION QUANTITY (6-42)
+XX	CONTROLLER #2 STATION QUANTITY (6-42)
/OPTIONS	CONTROLLER OPTIONS (See Options Section for available options)

CONTROLLER ASSEMBLIES

HUNTER® ICORE (Plastic) CONTROLLER ASSEMBLY

The Imperial Controller Assembly (ICA) is built with the highest quality standards using UL Listed stainless steel enclosures to provide simple and efficient installations in the field. All Assemblies include a pre-installed controller(s), 120VAC receptacles, terminal boards for wiring and mounting instructions. The Imperial Assemblies wiring harness is wired through the rear giving it a clean look.

As pre-assembled and pre-wired for convenience, the installer is responsible for setting the enclosure base (or Mounting Pad), installing conduits, wiring the 120VAC electrical to the receptacle, and connecting the valve wires to the terminal board. Optional flow, rain, and other sensing devices may also be connected to the terminal board.

Mounting bases (#MP) are ideal way to further reduce installation time by eliminating the need to a pour concrete base. All Imperial Assemblies include a limited 5 year warranty.



SPECIFICATIONS


The Imperial Controller Assembly shall include a UL Listed stainless steel vandal resistant enclosure with a removable backboard, 120VAC outlet receptacle, and terminal wire board with Remote Receiver Connector (RRC).

The electrical junction box shall include an on/off power switch and duplex receptacle with ground fault interrupt circuit.

The terminal wiring board shall be pre-mounted and wired through the rear side of the backboard and shall include screw-less cage-type terminal block connections including up to two slots per terminal and may accept 12 or 14 gauge AWG wires. The terminal board shall also include a reset-able fuse and sensor bypass switch.

The terminal board(s) shall have a maximum of forty eight (48) valve station locations including additional terminals for up to four (4) common wires, master valve(s), two (2) rain sensor terminals, pump start, flow sensor, and two-wire communication cables.

STRONG BOX ENCLOSURE TYPES



FRONT ENTRY

SIDE BY SIDE

DOUBLE WIDE

METER CONTROLLER

LITE CONTROLLER

TOP ENTRY

MOUNTING PAD

HUNTER® ICORE (Plastic) CONTROLLER ASSEMBLY PART NUMBERING GUIDE

Imperial Controller Assembly Part Number

ICAX-HU7-XX+XX/Options

ICAX- Specify Strong Box Stainless Steel Enclosure Type

FRONT ENTRY

1=	18"W x 36"H x 12"D	SB18-SS PEDESTAL
2=	18"W x 36"H x 24"D	SB18D-SS PEDESTAL
3=	24"W x 36"H x 12"D	SB24-SS PEDESTAL
4=	24"W x 36"H x 24"D	SB24D-SS PEDESTAL
8=	36"W x 36"H x 12"D	SB36-SS PEDESTAL

ELECTRIC METER/ CONTROLLER ENCLOSURE

5A=	18"W x 52"H x 20"D + 18"W x 52"H	SB-1852SS PEDESTAL	(100/100 AMP – 1 PH)
5B=	18"W x 52"H x 20"D + 18"W x 52"H	SB-1852SS PEDESTAL	(100/150 AMP – 1 PH)
5C=	18"W x 52"H x 20"D + 18"W x 52"H	SB-1852SS PEDESTAL	(100/200 AMP – 1 PH)
5D=	18"W x 52"H x 20"D + 18"W x 52"H	SB-1852SS PEDESTAL	(100/100 AMP – 3 PH)
5E=	18"W x 52"H x 20"D + 18"W x 52"H	SB-1852SS PEDESTAL	(200/200 AMP – 3 PH)

TOP ENTRY ENCLOSURES

6=	16"W x 38"H x 15.5"D	SB-16SS PEDESTAL
7=	24"W x 38"H x 17"D	SB-22SS PEDESTAL

WALL MOUNT ENCLOSURES AND BACKBOARDS

10=	16"W x 32"H	BACKBOARD – WALL MOUNT
11=	22"W x 32"H	BACKBOARD – WALL MOUNT
16=	18"W x 36"H x 12"D	SB-18SSW WALL MOUNT ENCLOSURE
17=	24"W x 36"H x 12"D	SB-24SSW WALL MOUNT ENCLOSURE

LITE DUTY ENCLOSURES

12=	16.75"W x 30"H x 8.25"D	LD-16SW WALL MOUNT
13=	16.75"W x 30"H x 8.25"D	LD-16SSW PEDESTAL
15=	17 1/2"W x 34 1/2"H x 11 1/2"D	LD-16 TOP ENTRY PEDESTAL

ICAX-HU7-XX+XX/Options

HU7	CONTROLLER MANUFACTURER HU = Hunter
HU7	CONTROLLER TYPE/COMMUNICATION 1 = ICC2 2 = ACC2 3 = ACC_ 4 = ACC2 Decoder 5 = ACC-99D Decoder 6 = I Core-M 7 = I Core-PI 8 = DUAL-M 9 = DUAL-PL
XX	CONTROLLER #1 STATION QUANTITY (6-30)
+XX	CONTROLLER #2 STATION QUANTITY (6-30)
/OPTIONS	CONTROLLER OPTIONS (See Options Section for available options)

CONTROLLER ASSEMBLIES

HUNTER® DUAL (Metal) CONTROLLER ASSEMBLY

The Imperial Controller Assembly (ICA) is built with the highest quality standards using UL Listed stainless steel enclosures to provide simple and efficient installations in the field. All Assemblies include a pre-installed controller(s), 120VAC receptacles, terminal boards for wiring and mounting instructions. The Imperial Assemblies wiring harness is wired through the rear giving it a clean look.

As pre-assembled and pre-wired for convenience, the installer is responsible for setting the enclosure base (or Mounting Pad), installing conduits, wiring the 120VAC electrical to the receptacle, and connecting the valve wires to the terminal board. Optional flow, rain, and other sensing devices may also be connected to the terminal board.

Mounting bases (#MP) are ideal way to further reduce installation time by eliminating the need to a pour concrete base. All Imperial Assemblies include a limited 5 year warranty.



SPECIFICATIONS


The Imperial Controller Assembly shall include a UL Listed stainless steel vandal resistant enclosure with a removable backboard, 120VAC outlet receptacle, and terminal wire board with Remote Receiver Connector (RRC).

The electrical junction box shall include an on/off power switch and duplex receptacle with ground fault interrupt circuit.

The terminal wiring board shall be pre-mounted and wired through the rear side of the backboard and shall include screw-less cage-type terminal block connections including up to two slots per terminal and may accept 12 or 14 gauge AWG wires. The terminal board shall also include a reset-able fuse and sensor bypass switch.

The terminal board(s) shall have a maximum of forty eight (48) valve station locations including additional terminals for up to four (4) common wires, master valve(s), two (2) rain sensor terminals, pump start, flow sensor, and two-wire communication cables.

STRONG BOX ENCLOSURE TYPES



FRONT ENTRY

SIDE BY SIDE

DOUBLE WIDE

METER CONTROLLER

LITE CONTROLLER

TOP ENTRY

MOUNTING PAD

HUNTER® DUAL (Metal) CONTROLLER ASSEMBLY PART NUMBERING GUIDE

Imperial Controller Assembly Part Number

ICAX-HU8-XX+XX/Options

ICAX- Specify Strong Box Stainless Steel Enclosure Type

FRONT ENTRY

1=	18"W x 36"H x 12"D	SB18-SS PEDESTAL
2=	18"W x 36"H x 24"D	SB18D-SS PEDESTAL
3=	24"W x 36"H x 12"D	SB24-SS PEDESTAL
4=	24"W x 36"H x 24"D	SB24D-SS PEDESTAL
8=	36"W x 36"H x 12"D	SB36-SS PEDESTAL

ELECTRIC METER/ CONTROLLER ENCLOSURE

5A=	18"W x 52"H x 20"D + 18"W x 52"H	SB-1852SS PEDESTAL	(100/100 AMP – 1 PH)
5B=	18"W x 52"H x 20"D + 18"W x 52"H	SB-1852SS PEDESTAL	(100/150 AMP – 1 PH)
5C=	18"W x 52"H x 20"D + 18"W x 52"H	SB-1852SS PEDESTAL	(100/200 AMP – 1 PH)
5D=	18"W x 52"H x 20"D + 18"W x 52"H	SB-1852SS PEDESTAL	(100/100 AMP – 3 PH)
5E=	18"W x 52"H x 20"D + 18"W x 52"H	SB-1852SS PEDESTAL	(200/200 AMP – 3 PH)

TOP ENTRY ENCLOSURES

6=	16"W x 38"H x 15.5"D	SB-16SS PEDESTAL
7=	24"W x 38"H x 17"D	SB-22SS PEDESTAL

WALL MOUNT ENCLOSURES AND BACKBOARDS

10=	16"W x 32"H	BACKBOARD – WALL MOUNT
11=	22"W x 32"H	BACKBOARD – WALL MOUNT
16=	18"W x 36"H x 12"D	SB-18SSW WALL MOUNT ENCLOSURE
17=	24"W x 36"H x 12"D	SB-24SSW WALL MOUNT ENCLOSURE

LITE DUTY ENCLOSURES

12=	16.75"W x 30"H x 8.25"D	LD-16SW WALL MOUNT
13=	16.75"W x 30"H x 8.25"D	LD-16SSW PEDESTAL
15=	17 1/2"W x 34 1/2"H x 11 1/2"D	LD-16 TOP ENTRY PEDESTAL

ICAX-HU8-XX+XX/Options

HU8	CONTROLLER MANUFACTURER HU = Hunter
HU8	CONTROLLER TYPE/COMMUNICATION 1 = ICC2 2 = ACC2 3 = ACC_ 4 = ACC2 Decoder 5 = ACC-99D Decoder 6 = I Core-M 7 = I Core-PI 8 = DUAL-M 9 = DUAL-PL
XX	CONTROLLER #1 STATION QUANTITY (6-48)
+XX	CONTROLLER #2 STATION QUANTITY (6-48)
/OPTIONS	CONTROLLER OPTIONS (See Options Section for available options)

CONTROLLER ASSEMBLIES

HUNTER® DUAL (Plastic) CONTROLLER ASSEMBLY

The Imperial Controller Assembly (ICA) is built with the highest quality standards using UL Listed stainless steel enclosures to provide simple and efficient installations in the field. All Assemblies include a pre-installed controller(s), 120VAC receptacles, terminal boards for wiring and mounting instructions. The Imperial Assemblies wiring harness is wired through the rear giving it a clean look.

As pre-assembled and pre-wired for convenience, the installer is responsible for setting the enclosure base (or Mounting Pad), installing conduits, wiring the 120VAC electrical to the receptacle, and connecting the valve wires to the terminal board. Optional flow, rain, and other sensing devices may also be connected to the terminal board.

Mounting bases (#MP) are ideal way to further reduce installation time by eliminating the need to a pour concrete base. All Imperial Assemblies include a limited 5 year warranty.



SPECIFICATIONS


The Imperial Controller Assembly shall include a UL Listed stainless steel vandal resistant enclosure with a removable backboard, 120VAC outlet receptacle, and terminal wire board with Remote Receiver Connector (RRC).

The electrical junction box shall include an on/off power switch and duplex receptacle with ground fault interrupt circuit.

The terminal wiring board shall be pre-mounted and wired through the rear side of the backboard and shall include screw-less cage-type terminal block connections including up to two slots per terminal and may accept 12 or 14 gauge AWG wires. The terminal board shall also include a reset-able fuse and sensor bypass switch.

The terminal board(s) shall have a maximum of forty eight (48) valve station locations including additional terminals for up to four (4) common wires, master valve(s), two (2) rain sensor terminals, pump start, flow sensor, and two-wire communication cables.

STRONG BOX ENCLOSURE TYPES



FRONT ENTRY

SIDE BY SIDE

DOUBLE WIDE

METER CONTROLLER

LITE CONTROLLER

TOP ENTRY

MOUNTING PAD

HUNTER® DUAL (Metal) CONTROLLER ASSEMBLY PART NUMBERING GUIDE

Imperial Controller Assembly Part Number

ICAX-HU9-XX+XX/Options

ICAX- Specify Strong Box Stainless Steel Enclosure Type

FRONT ENTRY

1=	18"W x 36"H x 12"D	SB18-SS PEDESTAL
2=	18"W x 36"H x 24"D	SB18D-SS PEDESTAL
3=	24"W x 36"H x 12"D	SB24-SS PEDESTAL
4=	24"W x 36"H x 24"D	SB24D-SS PEDESTAL
8=	36"W x 36"H x 12"D	SB36-SS PEDESTAL

ELECTRIC METER/ CONTROLLER ENCLOSURE

5A=	18"W x 52"H x 20"D + 18"W x 52"H	SB-1852SS PEDESTAL	(100/100 AMP – 1 PH)
5B=	18"W x 52"H x 20"D + 18"W x 52"H	SB-1852SS PEDESTAL	(100/150 AMP – 1 PH)
5C=	18"W x 52"H x 20"D + 18"W x 52"H	SB-1852SS PEDESTAL	(100/200 AMP – 1 PH)
5D=	18"W x 52"H x 20"D + 18"W x 52"H	SB-1852SS PEDESTAL	(100/100 AMP – 3 PH)
5E=	18"W x 52"H x 20"D + 18"W x 52"H	SB-1852SS PEDESTAL	(200/200 AMP – 3 PH)

TOP ENTRY ENCLOSURES

6=	16"W x 38"H x 15.5"D	SB-16SS PEDESTAL
7=	24"W x 38"H x 17"D	SB-22SS PEDESTAL

WALL MOUNT ENCLOSURES AND BACKBOARDS

10=	16"W x 32"H	BACKBOARD – WALL MOUNT
11=	22"W x 32"H	BACKBOARD – WALL MOUNT
16=	18"W x 36"H x 12"D	SB-18SSW WALL MOUNT ENCLOSURE
17=	24"W x 36"H x 12"D	SB-24SSW WALL MOUNT ENCLOSURE

LITE DUTY ENCLOSURES

12=	16.75"W x 30"H x 8.25"D	LD-16SW WALL MOUNT
13=	16.75"W x 30"H x 8.25"D	LD-16SSW PEDESTAL
15=	17 1/2"W x 34 1/2"H x 11 1/2"D	LD-16 TOP ENTRY PEDESTAL

ICAX-HU9-XX+XX/Options

HU9	CONTROLLER MANUFACTURER HU = Hunter
HU9	CONTROLLER TYPE/COMMUNICATION 1 = ICC2 2 = ACC2 3 = ACC_ 4 = ACC2 Decoder 5 = ACC-99D Decoder 6 = I Core-M 7 = I Core-PI 8 = DUAL-M <u>9 = DUAL-PL</u>
XX	CONTROLLER #1 STATION QUANTITY (6-48)
+XX	CONTROLLER #2 STATION QUANTITY (6-48)
/OPTIONS	CONTROLLER OPTIONS (See Options Section for available options)